

Paragraph of the Week[®]

Level 1

Over the course of this week, you will be writing a paragraph. You will choose a topic (within the given parameters) and will brainstorm, draft, and write a complete paragraph. Be sure to use all that we have learned in class when writing this paragraph. So let's get started!

Monday

Think about your most memorable celebration. This could be a family event, a holiday, something that happened at school, or even a friend's party. What made that celebration the most memorable? What did you like about it? Who was there? What happened during the celebration that makes it stand out to you? List everything you can think of about that specific celebration.

Tuesday

Using the brainstorm you created yesterday, choose 3 of the most important events that happened during that memorable celebration. They must be EVENTS. They will become the three details in your paragraph. Write a sentence for each. Then, write an explanation sentence for each.


Wednesday

Now that you have your details and explanations written, you must write a topic sentence and closing sentence. Remember, your topic sentence must let the reader know what you are going to talk about in your paragraph, without discussing any of the details. Your closing sentence must restate your topic sentence, using synonyms and different words.

Thursday

It is time to put all of your work together in the form of a paragraph. The topic sentence goes first, followed by the detail/explanation combo sentences. The last sentence is your closing sentence.

Reread it all and make sure it makes sense. It should all be about the same topic, give lots of information, and be written in complete sentences.



Paragraph of the Week[®]


Level 1

Over the course of this week, you will be writing a paragraph. You will choose a topic (within the given parameters) and will brainstorm, draft, and write a complete paragraph. Be sure to use all that we have learned in class when writing this paragraph. So let's get started!

Monday

Brainstorm all that you know about a food you just don't like. List everything about that food that is unappealing. What does it taste like to you? What makes it unlikeable? Be sure to include every detail you can think of about that topic.

One food I do not like is...



Paragraph of the Week[®]

Level 1

Now that you have the topic of your paragraph, you will write the main body sentences. Be sure that they are all on topic, as this is the "meat and potatoes" of your thoughts.

Tuesday

Using the brainstorm you created yesterday, choose 3 of the most important things about the food you do not like that makes it so unappetizing to you. They will become the three details in your paragraph. Write a sentence for each. Then, write an explanation sentence for each.

Detail One : _____


Explanation : _____

Detail Two : _____

Explanation : _____

Detail Three : _____

Explanation : _____



Paragraph of the Week[®]

Level 1

Topic sentences tell the reader exactly what you will discuss in your paragraph without giving away any of the details. Closing sentences sum up what you have already written.


They are the "frame" for your paragraph.

Wednesday

Now that you have your details and explanations written, you must write a topic sentence and closing sentence. Remember, your topic sentence must let the reader know what you are going to talk about in your paragraph, without discussing any of the details. Your closing sentence must restate your topic sentence, using synonyms and different words.

Topic Sentence: _____

Closing Sentence: _____



Paragraph of the Week[®]

Level 1

A paragraph talks about one topic, with many sentences all supporting that topic.
 This is when you will construct that paragraph.

Thursday

It is time to put all of your work together in the form of a paragraph. The topic sentence goes first, followed by the detail, explanation combo sentences. The last sentence is your closing sentence.

Reread it all and make sure it makes sense. It should all be about the same topic, give lots of information, and be written in complete sentences.

A large rectangular area with a dashed border, containing ten horizontal lines for writing a paragraph.