

# Paragraph of the Week<sup>®</sup>

Level 1

Over the course of this week, you will be writing a paragraph. You will choose a topic (within the given parameters) and will brainstorm, draft, and write a complete paragraph. Be sure to use all that we have learned in class when writing this paragraph. So let's get started!

## Monday

Think about the best birthday present that you have ever received. This can be a tangible gift, an experience, or something else you received as a birthday gift. Think about why it was the best gift you received. List the reasons why you believe it to be the best gift for you. Be sure to include every detail you can think of about what made that gift the best.

## Tuesday

Using the brainstorm you created yesterday, choose 3 of the most important reasons you feel the birthday gift you received was the best. They will become the three details in your paragraph. Write a sentence for each. Then, write an explanation sentence for each.


## Wednesday

Now that you have your details and explanations written, you must write a topic sentence and closing sentence. Remember, your topic sentence must let the reader know what you are going to talk about in your paragraph, without discussing any of the details. Your closing sentence must restate your topic sentence, using synonyms and different words.

## Thursday

It is time to put all of your work together in the form of a paragraph. The topic sentence goes first, followed by the detail/explanation combo sentences. The last sentence is your closing sentence.

Reread it all and make sure it makes sense. It should all be about the same topic, give lots of information, and be written in complete sentences.



# Paragraph of the Week<sup>®</sup>


Level 1

Over the course of this week, you will be writing a paragraph. You will choose a topic (within the given parameters) and will brainstorm, draft, and write a complete paragraph. Be sure to use all that we have learned in class when writing this paragraph. So let's get started!

## Monday

Think about the best birthday present that you have ever received. This can be a tangible gift, an experience, or something else you received as a birthday gift. Think about why it was the best gift you received. List the reasons why you believe it to be the best gift for you. Be sure to include every detail you can think of about what made that gift the best.

My best birthday present  
was....



# Paragraph of the Week<sup>®</sup>

Level 1

Now that you have the topic of your paragraph, you will write the main body sentences. Be sure that they are all on topic, as this is the "meat and potatoes" of your thoughts.

## Tuesday

Using the brainstorm you created yesterday, choose 3 of the most important reasons you feel the birthday gift you received was the best. They will become the three details in your paragraph. Write a sentence for each. Then, write an explanation sentence for each.

Detail One : \_\_\_\_\_

\_\_\_\_\_

Explanation : \_\_\_\_\_

\_\_\_\_\_

Detail Two : \_\_\_\_\_

\_\_\_\_\_

Explanation : \_\_\_\_\_


\_\_\_\_\_

Detail Three : \_\_\_\_\_

\_\_\_\_\_

Explanation : \_\_\_\_\_

\_\_\_\_\_



# Paragraph of the Week<sup>®</sup>

Level 1

Topic sentences tell the reader exactly what you will discuss in your paragraph without giving away any of the details. Closing sentences sum up what you have already written. They are the "frame" for your paragraph.

## Wednesday

Now that you have your details and explanations written, you must write a topic sentence and closing sentence. Remember, your topic sentence must let the reader know what you are going to talk about in your paragraph, without discussing any of the details. Your closing sentence must restate your topic sentence, using synonyms and different words.

Topic Sentence: \_\_\_\_\_

---



---



---

Closing Sentence: \_\_\_\_\_


---



---



---



# Paragraph of the Week<sup>®</sup>

Level 1

A paragraph talks about one topic, with many sentences all supporting that topic.  
 This is when you will construct that paragraph.

**Thursday**

It is time to put all of your work together in the form of a paragraph. The topic sentence goes first, followed by the detail, explanation combo sentences. The last sentence is your closing sentence.

Reread it all and make sure it makes sense. It should all be about the same topic, give lots of information, and be written in complete sentences.

A large writing area enclosed in a dashed border, containing ten horizontal lines for writing a paragraph.